

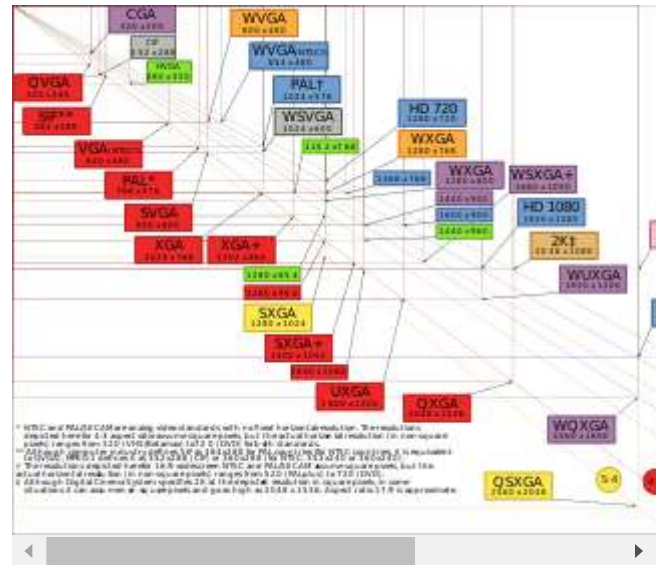
Display resolution

The **display resolution** or display modes of a digital television, computer monitor or display device is the number of distinct pixels in each dimension that can be displayed. It can be an ambiguous term especially as the displayed resolution is controlled by different factors in cathode ray tube (CRT) displays, flat-panel displays (including liquid-crystal displays) and projection displays using fixed picture-element (pixel) arrays.

It is usually quoted as **width** × **height**, with the units in pixels: for example, "1024 × 768" means the width is 1024 pixels and the height is 768 pixels. This example would normally be spoken as "ten twenty-four by seven sixty-eight" or "ten twenty-four by seven six eight".

One use of the term "display resolution" applies to fixed-pixel-array displays such as plasma display panels (PDP), liquid-crystal displays (LCD), Digital Light Processing (DLP) projectors, OLED displays, and similar technologies, and is simply the physical number of columns and rows of pixels creating the display (e.g. 1920 × 1080). A consequence of having a fixed-grid display is that, for multi-format video inputs, all displays need a "scaling engine" (a digital video processor that includes a memory array) to match the incoming picture format to the display.

Note that for device displays such as phones, tablets, monitors and televisions, the use of the word *resolution* as defined above is a misnomer, though common. The term "display resolution" is usually used to mean *pixel dimensions*, the number of pixels in each dimension (e.g. 1920 × 1080), which does not tell anything about the pixel density of the display on which the image is actually formed: resolution properly refers to the pixel density, the number of pixels per unit distance or area, not *total* number of pixels. In digital measurement, the display resolution would be given in pixels per inch (PPI). In analog measurement, if the screen is 10 inches high, then the horizontal resolution is measured across a square 10 inches wide.^[1] For television standards, this is typically stated as "lines horizontal resolution, per picture height";^[2] for example, analog NTSC TVs can typically display about 340 lines of "per picture height" horizontal resolution from over-the-air sources, which is equivalent to about 440 total lines of actual picture information from left edge to right edge.^[2]



This chart shows the most common display resolutions, with the color of each resolution type indicating the display ratio (e.g. red indicates a 4:3 ratio).

Contents

Considerations

Interlacing versus progressive scan

Overscan and underscan

Current standards

- Televisions
- Computer monitors
 - 2000s
 - 2010s
- Common display resolutions
- Evolution of standards
- Commonly used

See also

References

Considerations

Some commentators also use display resolution to indicate a range of input formats that the display's input electronics will accept and often include formats greater than the screen's native grid size even though they have to be down-scaled to match the screen's parameters (e.g. accepting a 1920×1080 input on a display with a native 1366×768 pixel array). In the case of television inputs, many manufacturers will take the input and zoom it out to "overscan" the display by as much as 5% so input resolution is not necessarily display resolution.

The eye's perception of *display resolution* can be affected by a number of factors – see image resolution and optical resolution. One factor is the display screen's rectangular shape, which is expressed as the ratio of the physical picture width to the physical picture height. This is known as the aspect ratio. A screen's physical aspect ratio and the individual pixels' aspect ratio may not necessarily be the same. An array of 1280×720 on a 16:9 display has square pixels, but an array of 1024×768 on a 16:9 display has oblong pixels.


An example of pixel shape affecting "resolution" or perceived sharpness: displaying more information in a smaller area using a higher resolution makes the image much clearer or "sharper". However, most recent screen technologies are fixed at a certain resolution; making the resolution lower on these kinds of screens will greatly decrease sharpness, as an interpolation process is used to "fix" the non-native resolution input into the display's native resolution output.

While some CRT-based displays may use digital video processing that involves image scaling using memory arrays, ultimately "display resolution" in CRT-type displays is affected by different parameters such as spot size and focus, astigmatic effects in the display corners, the color phosphor pitch shadow mask (such as Trinitron) in color displays, and the video bandwidth.

Interlacing versus progressive scan

Overscan and underscan

Most television display manufacturers "overscan" the pictures on their displays (CRTs and PDPs, LCDs etc.), so that the effective on-screen picture may be reduced from 720×576 (480) to 680×550 (450), for example. The size of the invisible area somewhat depends on the display device. HD televisions do this as well, to a similar extent.



1080p progressive scan HDTV, which uses a 16:9 ratio

Computer displays including projectors generally do not overscan although many models (particularly CRT displays) allow it. CRT displays tend to be underscanned in stock configurations, to compensate for the increasing distortions at the corners.

Current standards

Televisions

Televisions are of the following resolutions:

- Standard-definition television (SDTV):
 - 480i (NTSC-compatible digital standard employing two interlaced fields of 243 lines each)
 - 576i (PAL-compatible digital standard employing two interlaced fields of 288 lines each)
- Enhanced-definition television (EDTV):
 - 480p (720 × 480 progressive scan)
 - 576p (720 × 576 progressive scan)
- High-definition television (HDTV):
 - HD (1280 × 720 progressive scan)
 - Full HDi (1920 × 1080 split into two interlaced fields of 540 lines)
 - Full HD (1920 × 1080 progressive scan)
- Ultra-high-definition television (UHDTV):
 - (4K) UHD (3840 × 2160 progressive scan)
 - True 4K (4096 × 2160)
 - (8K) UHD (7680 × 4320 progressive scan)
 - True 8K (8192 × 4320)



A 16:9-ratio television from October 2004



Difference between screen sizes in some common devices, such as a Nintendo DS and two laptops shown here.

Computer monitors

Computer monitors have traditionally possessed higher resolutions than most televisions.

2000s

As of July 2002, 1024 × 768 eXtended Graphics Array was the most common display resolution.^{[3][4]} Many web sites and multimedia products were re-designed from the previous 800 × 600 format to the layouts optimized for 1024 × 768.

The availability of inexpensive LCD monitors has made the 5:4 aspect ratio resolution of 1280 × 1024 more popular for desktop usage during the first decade of the 21st century. Many computer users including CAD users, graphic artists and video game players ran their computers at 1600 × 1200 resolution (UXGA) or higher such as 2048 × 1536 QXGA if they had the necessary equipment. Other available resolutions included oversize aspects like 1400 × 1050 SXGA+ and wide aspects like 1280 × 800 WXGA, 1440 × 900 WXGA+, 1680 × 1050 WSXGA+, and 1920 × 1200 WUXGA; monitors built to the 720p and 1080p standard are also not unusual among home media and video game players, due to the perfect screen compatibility with movie and video game releases. A new more-than-HD resolution of 2560 × 1600 WQXGA was released in 30-inch LCD monitors in 2007.

2010s

As of March 2012, 1366 × 768 was the most common display resolution.^[5]

In 2010, 27-inch LCD monitors with the 2560 × 1440-pixel resolution were released by multiple manufacturers including Apple,^[6] and in 2012, Apple introduced a 2880 × 1800 display on the MacBook Pro.^[7] Panels for professional environments, such as medical use and air traffic control, support resolutions of up to 4096 × 2160 pixels.^{[8][9][10]}

Common display resolutions

Standard	Aspect ratio	Width (px)	Height (px)	% of Steam users (Mar 2018)	% of web users (May 2017)
SVGA	4:3	800	600	n/a	0.35
WSVGA	~17:10	1024	600	n/a	0.44
XGA	4:3	1024	768	0.53	5.34
XGA+	4:3	1152	864	n/a	0.37
WXGA	16:9	1280	720	0.28	2.69
WXGA	5:3	1280	768	n/a	0.54
WXGA	16:10	1280	800	0.56	5.52
SXGA	5:4	1280	1024	1.58	5.14
HD	~16:9	1360	768	1.31	2.25
HD	~16:9	1366	768	9.86	29.94
WXGA+	16:10	1440	900	2.39	6.7
other	16:9	1536	864	0.29	3.5
HD+	16:9	1600	900	2.59	5.89
WSXGA+	16:10	1680	1050	1.83	2.71
FHD	16:9	1920	1080	72.01	16.02
WUXGA	16:10	1920	1200	0.58	1.23
other	21:9	2560	1080	0.76	n/a
WQHD	16:9	2560	1440	3.50	1.67
other	21:9	3440	1440	0.23	n/a
4K UHD	16:9	3840	2160	0.71	n/a
Other				0.97	8.1

Notes

The Steam user statistics were gathered from users of the Steam network in its hardware survey of August 2017.^[11]

The web user statistics were gathered from visitors to two and half million websites, during May 2017.^[12]

The numbers are not representative of computer users in general.

When a computer display resolution is set higher than the physical screen resolution (*native resolution*), some video drivers make the virtual screen scrollable over the physical screen thus realizing a two dimensional virtual desktop with its viewport. Most LCD manufacturers do make note of the panel's native resolution as working in a non-native resolution on LCDs will result in a poorer image, due to dropping of pixels to make the image fit (when using DVI) or insufficient sampling of the analog signal (when using VGA connector). Few CRT manufacturers will quote the true native resolution, because CRTs are analog in nature and can vary their display from as low as 320 × 200 (emulation of older computers or game consoles) to as high as the internal board will allow, or the image becomes too detailed for the vacuum tube to recreate (*i.e.*, analog blur). Thus, CRTs provide a variability in resolution that fixed resolution LCDs cannot provide.

In recent years the 16:9 aspect ratio has become more common in notebook displays. 1366 × 768 (HD) has become popular for most notebook sizes, while 1600 × 900 (HD+) and 1920 × 1080 (FHD) are available for larger notebooks.

As far as digital cinematography is concerned, video resolution standards depend first on the frames' aspect ratio in the film stock (which is usually scanned for digital intermediate post-production) and then on the actual points' count. Although there is not a unique set of standardized sizes, it is commonplace within the motion picture industry to refer to "*n*K" image "quality", where *n* is a (small, usually even) integer number which translates into a set of actual resolutions, depending on the film format. As a reference consider that, for a 4:3 (around 1.33:1) aspect ratio which a film frame (no matter what is its format) is expected to *horizontally fit in*, *n* is the multiplier of 1024 such that the horizontal resolution is exactly $1024 \cdot n$ points. For example, 2K reference resolution is 2048 × 1536 pixels, whereas 4K reference resolution is 4096 × 3072 pixels. Nevertheless, 2K may also refer to resolutions like 2048 × 1556 (full-aperture), 2048 × 1152 (HDTV, 16:9 aspect ratio) or 2048 × 872 pixels (Cinemascope, 2.35:1 aspect ratio). It is also worth noting that while a frame resolution may be, for example, 3:2 (720 × 480 NTSC), that is not what you will see on-screen (*i.e.* 4:3 or 16:9 depending on the orientation of the rectangular pixels).

Evolution of standards

Many personal computers introduced in the late 1970s and the 1980s were designed to use television receivers as their display devices, making the resolutions dependent on the television standards in use, including PAL and NTSC. Picture sizes were usually limited to ensure the visibility of all the pixels in the major television standards and the broad range of television sets with varying amounts of over scan. The actual drawable picture area was, therefore, somewhat smaller than the whole screen, and was usually surrounded by a static-colored border (see image to right). Also, the interlace scanning was usually omitted in order to provide more stability to the picture, effectively halving the vertical resolution in progress. 160 × 200, 320 × 200 and 640 × 200 on NTSC were relatively common resolutions in the era (224, 240 or 256 scanlines were also common). In the IBM PC world, these resolutions came to be used by 16-color EGA video cards.

One of the drawbacks of using a classic television is that the computer display resolution is higher than the television could decode. Chroma resolution for NTSC/PAL televisions are bandwidth-limited to a maximum 1.5 megahertz, or approximately 160 pixels wide, which led to blurring of the color for 320- or 640-wide signals, and made text difficult to read (see second image to right). Many users upgraded to higher-quality televisions with S-Video or RGBI inputs that helped eliminate chroma blur and produce more legible displays. The earliest, lowest cost solution to the chroma problem was offered in the Atari 2600 Video Computer System and the Apple II+, both of which offered the option to disable the color and view a legacy black-and-white signal. On the Commodore 64, the GEOS mirrored the Mac OS method of using black-and-white to improve readability.


The 640 × 400i resolution (720 × 480i with borders disabled) was first introduced by home computers such as the Commodore Amiga and, later, Atari Falcon. These computers used interlace to boost the maximum vertical resolution. These modes were only suited to graphics or gaming, as the flickering interlace made reading text in word processor,

database, or spreadsheet software difficult. (Modern game consoles solve this problem by pre-filtering the 480i video to a lower resolution. For example, *Final Fantasy XII* suffers from flicker when the filter is turned off, but stabilizes once filtering is restored. The computers of the 1980s lacked sufficient power to run similar filtering software.)

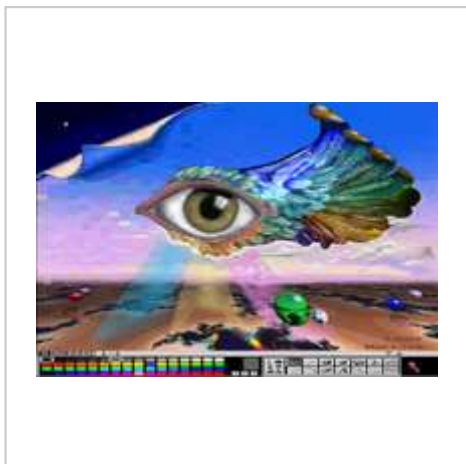
The advantage of a 720 × 480i overscanned computer was an easy interface with interlaced TV production, leading to the development of Newtek's *Video Toaster*. This device allowed Amigas to be used for CGI creation in various news departments (example: weather overlays), drama programs such as NBC's *seaQuest*, The WB's *Babylon 5*, and early computer-generated animation by Disney for *The Little Mermaid*, *Beauty and the Beast*, and *Aladdin*.

In the PC world, the *IBM PS/2* VGA (multi-color) on-board graphics chips used a non-interlaced (progressive) 640 × 480 × 16 color resolution that was easier to read and thus more useful for office work. It was the standard resolution from 1990 to around 1996. The standard resolution was 800 × 600 until around 2000. Microsoft *Windows XP*, released in 2001, was designed to run at 800 × 600 minimum, although it is possible to select the original 640 × 480 in the Advanced Settings window.

Programs designed to mimic older hardware such as Atari, Sega, or Nintendo game consoles (emulators) when attached to multiscan CRTs, routinely use much lower resolutions, such as 160 × 200 or 320 × 400 for greater authenticity, though other emulators have taken advantage of pixelation recognition on circle, square, triangle and other geometric features on a lesser resolution for a more scaled vector rendering.



In this image of a Commodore 64 startup screen, the overscan region (the lighter-coloured border) would have been barely visible when shown on a normal television.



A 4096-color HAM interlaced image produced by an Amiga (1989)



16-color (top) and 256-color (bottom) progressive images from a 1980s VGA card. Dithering is used to overcome color limitations.

Commonly used

The list of common display resolutions article lists the most commonly used display resolutions for computer graphics, television, films, and video conferencing.

See also

- Computer display standards has a detailed list of display resolutions (e.g. VGA 640 × 480, WUXGA 1920 × 1200, etc.).
- Display aspect ratio
- Display size
- Graphics display resolution

- [List of common resolutions](#)
- [Pixel density of Computer displays](#) – PPI (for example, a 20-inch 1680 × 1050 screen has a PPI of 99.06)
- [Resolution independence](#)
- [Video scaler](#)
- [Widescreen](#)

References

1. "Screen resolution? Aspect ratio? What do 720p, 1080p, QHD, 4K and 8K mean?" (<http://www.digitalcitizen.life/what-s creen-resolution-or-aspect-ratio-what-do-720p-1080i-1080p-mean>). digitalcitizen.life. 2016-05-20. Retrieved 2017-08-28.
2. Robin, Michael (2005-04-01). "Horizontal resolution: Pixels or lines" (https://web.archive.org/web/20120815182205/http://broadcastengineering.com/infrastructure/broadcasting_horizontal_resolution_pixels). Broadcast Engineering. Archived from the original (http://broadcastengineering.com/infrastructure/broadcasting_horizontal_resolution_pixels) on 2012-08-15. Retrieved 2012-07-22.
3. "Higher screen resolutions more popular for exploring the internet according to OneStat.com" (https://web.archive.org/web/20110716184304/http://www.onestat.com/html/aboutus_pressbox8.html). OneStat.com. 2002-07-24. Archived from the original (http://www.onestat.com/html/aboutus_pressbox8.html) on 2011-07-16. Retrieved 2012-07-22.
4. "Screen resolution 800x600 significantly decreased for exploring the Internet according to OneStat.com" (https://web.archive.org/web/20110716184450/http://www.onestat.com/html/aboutus_pressbox51_screen_resolutions_internet.html). OneStat.com. 2007-04-18. Archived from the original (http://www.onestat.com/html/aboutus_pressbox51_screen_resolutions_internet.html) on 2011-07-16. Retrieved 2012-07-22.
5. "Higher screen resolutions more popular for exploring the internet according to OneStat.com" (<http://www.techpowerup.com/164027/1366-x-768-most-popular-screen-resolution-overtakes-1024-x-768-statcounter.html>). techpowerup.com. 2012-04-12. Retrieved 2016-01-22.
6. Nelson, J.R. (2010-07-27). "Apple Releases New Cinema Display: 27 inches, 2560 × 1440 Resolution" (<http://www.desktopreview.com/default.asp?newsID=1158>). DesktopReview. Retrieved 2012-07-22.
7. "Apple announces iOS 6, MacBook with retina display at WWDC 2012" (http://articles.timesofindia.indiatimes.com/2012-06-11/gadgets-special/32174166_1_macbook-pro-macbook-air-macbook-air). The Times of India. 2012-06-11. Retrieved 2012-07-22.
8. "EIZO DuraVision FDH3601" (<http://www.eizo.com/global/products/duravision/fdh3601>)
9. "EYE-LCD 6400-4K" (http://www.eyervis.de/index.php?article_id=51&clang=1) Archived (https://web.archive.org/web/20110719004546/http://www.eyervis.de/index.php?article_id=51&clang=1) July 19, 2011, at the Wayback Machine.
10. "Optik View DC801,DC802" (<http://www.optikview.com/?p=228>) Archived (<https://web.archive.org/web/20120512041707/http://www.optikview.com/?p=228>) May 12, 2012, at the Wayback Machine.
11. "Steam Hardware & Software Survey: August 2017" (<http://store.steampowered.com/hwsurvey?platform=combined>). Valve. Retrieved 2017-09-19.
12. "Desktop Screen Resolution Stats Worldwide May 2017" (<http://gs.statcounter.com/screen-resolution-stats/desktop/worldwide/#monthly-201705-201705-bar>). StatCounter. Retrieved 2017-06-14.

Retrieved from "https://en.wikipedia.org/w/index.php?title=Display_resolution&oldid=838844669"

This page was last edited on 29 April 2018, at 17:15.

Text is available under the Creative Commons Attribution-ShareAlike License; additional terms may apply. By using this site, you agree to the [Terms of Use](#) and [Privacy Policy](#). Wikipedia® is a registered trademark of the [Wikimedia Foundation, Inc.](#), a non-profit organization.